












## Fixed Angle Rotor, GRF-B-50-8

- Capacity : 8 x 50 mL
- Max. RPM / RCF : 15,000 / 25,910
- Hole angle from axis during rotation :  $\angle 30^\circ$
- Hole dimension ( $\varnothing \times L$ , mm) : 29.5 x 93.2
- Hole bottom type : Round
- Max. height for tube fit (mm) : 120
- Supplied with a lid with protruding screw for coupling into motor shaft
- Two rubber O-rings inserted














Tube						
Tube capacity (mL)	15	15 mL conical	25 mL conical	25 mL conical	30	50
Tube Dimension ( $\varnothing \times L$ , mm)	16 x 120	17 x 120	28.8 x 83	28.8 x 78.5	25.7 x 101.4	29 x 108
Adapter						None
Cat No.	GAS-15(50)	GAS-c15(50)	GAS-c25(50)	GAS-c25(50)	GAS-30(50)	-
Adaptor hole dimension ( $\varnothing \times L$ , mm)	17 x 94	17 x 105	27.1 x 14.1	27.1 x 14.1	26 x 83.8	-
Adaptor hole bottom type	Round	Conical	Conical	Conical	Round	-
Max. radius (mm)	93.5	96	81	81	96.5	103
Max. RCF (g-force)	23,520	24,149	20,376	20,376	24,275	25,910

## Fixed Angle Rotor, GRF-B-c50-8

- Capacity : 8 x 50 mL Conical
- Max. RPM / RCF : 13,000 / 20,784
- Hole angle from axis during rotation :  $\angle 25^\circ$
- Hole dimension ( $\varnothing \times L$ , mm) : 29.8 x 108.6
- Hole bottom type : Conical
- Max. height for tube fit (mm) : 130
- Supplied with a lid with protruding screw for coupling into motor shaft
- Two rubber O-rings inserted



Tube						
Tube capacity (mL)	15 mL conical	25 mL conical	25 mL conical	30	50	50 mL conical
Tube Dimension ( $\varnothing \times L$ , mm)	17 x 120	28.8 x 83	28.8 x 78.5	25.7 x 101.4	29 x 108	29.5 x 118
Adapter						None
Cat No.	GAS-c15(c50)	GAS-c25(c50)	GAS-c25(c50)	GAS-30(c50)	GAS-50(c50)	-
Adaptor hole dimension ( $\varnothing \times L$ , mm)	17 x 105	27.1 x 14.1	27.1 x 14.1	26 x 83.8	27.9 x 11	-
Adaptor hole bottom type	Conical	Conical	Conical	Round	Round	Round
Max. radius (mm)	105.2	94.1	94.1	106.4	107.3	110
Max. RCF (g-force)	19,877	17,779	17,779	20,103	20,273	20,784