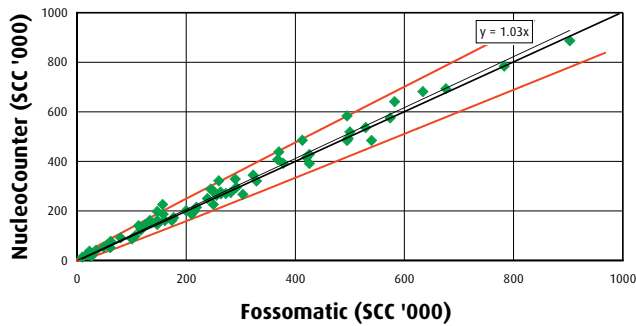


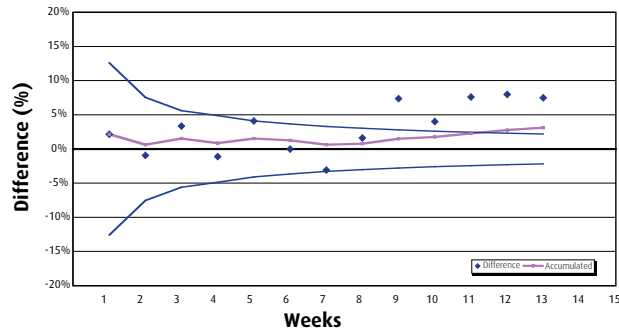
NucleoCounter SCC-100 vs Fossomatic



Comparison to Routine Method

Results from the comparison between NucleoCounter SCC-100 and Fossomatic. Measurements of raw cow's milk.

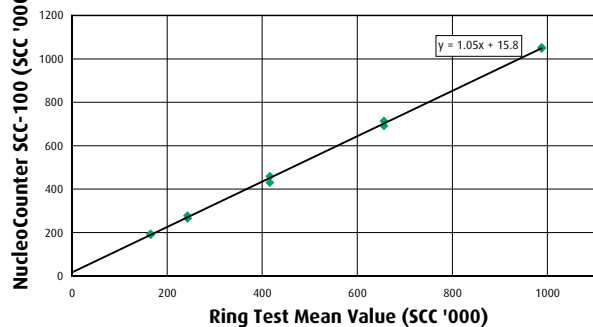
Routine Method vs NucleoCounter SCC-100



Control of Routine Method

Control Chart showing weekly comparison between NucleoCounter SCC-100 and a routine instrument.

NucleoCounter SCC-100 vs Ring Test Mean Value



Ring Test Results

NucleoCounter SCC-100 results from a Ring Test including 71 participants. (Proficiency Test January 2004, AIA-LSL Italy).

NucleoCounter SCC-100 - Specifications

- Method** Integrated Fluorescence Microscope counting PI-stained somatic cells
- WF** Working Factor = 1,000
- Response** Results available after 60 seconds
- Capacity** Up to 100 samples per hour
- Range** Working 10,000 - 2,000,000/ml
Optimal 100,000 - 1,000,000/ml
- Printer** External printer for documentation
- Power** External AC/DC adapter 12V DC 25W
- Size** Width 38 cm, height 26 cm,
length 22 cm, weight 3 kg
- Software** SomaticView computer software for documentation and presentation (optional)

ChemoMetec A/S

Gydevang 43
DK-3450 Allerød
Denmark

Phone (+45) 48 13 10 20
Fax (+45) 48 13 10 21
Mail info@chemometec.dk
Web www.chemometec.com



chemometec

Technology that Counts

Copyright © 2004 All rights reserved, ChemoMetec A/S
ChemoMetec, NucleoCounter, NucleoCounter SCC-100, SomaticView are
trademarks and registered trademarks of ChemoMetec A/S

NucleoCounter® SCC-100™

Quality that Counts



Quality Assurance in Milk Analysis - Reliable Counting of Cells

Dedicated fluorescence microscope
with built-in image analysis

Calibration and maintenance free

Fast, reliable and objective
determination of Somatic Cell Count

Turns any milk sample instantly into
working in-house Reference Material

ChemoMetec A/S



www.NucleoCounter.com

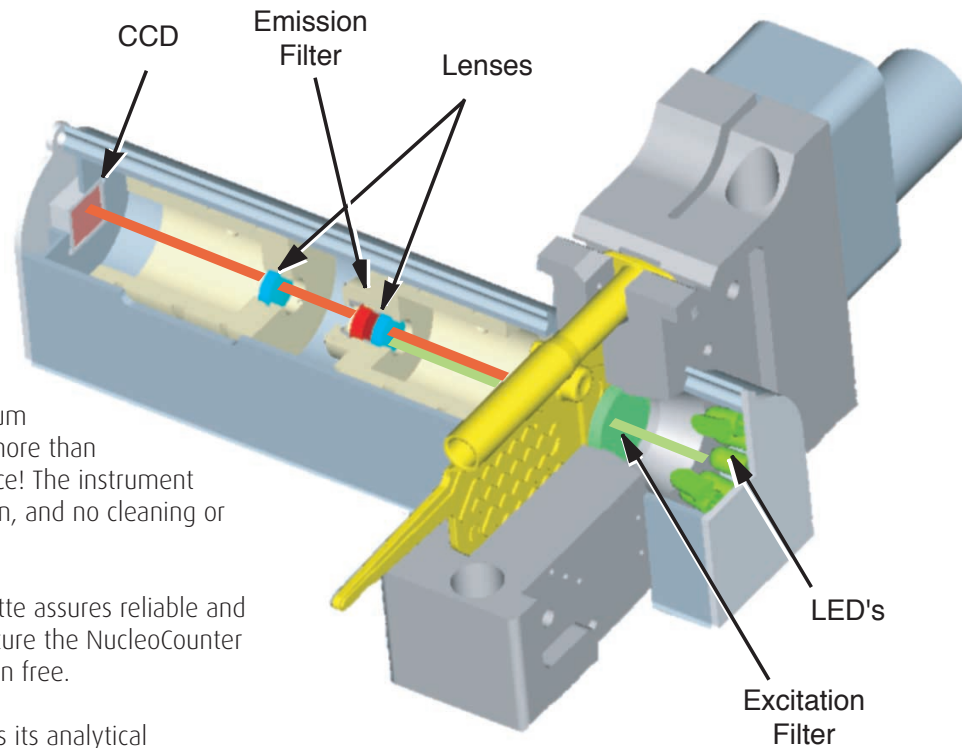
Fluorescent Microscope

The integrated fluorescent microscope using fixed optical components guarantees reliable operation.

Durable components such as Light Emitting Diodes (LEDs), Charge Coupled Device (CCD), hard-coated interference filters, extruded aluminium casing allows reliable operation for more than 250,000 analysis without maintenance! The instrument is ready for operation when turned on, and no cleaning or shutdown procedure is required.

Fixed view-area and calibrated cassette assures reliable and reproducible results. As a unique feature the NucleoCounter offers a system that is truly calibration free.

The NucleoCounter SCC-100 maintains its analytical performance throughout its lifetime.

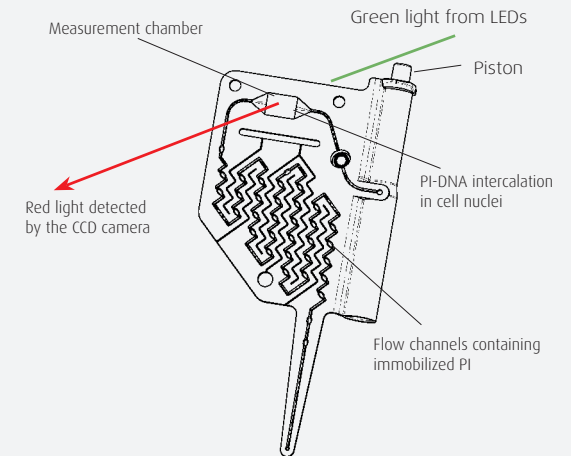


Disposable Sampling and Measurement Device

The cell nuclei are stained with the fluorescent dye propidium iodide (PI). The dye is immobilized in the cassette and dissolved when the lysate solution is loaded into the cassette.


After placement in the cassette fixture of the instrument the stained mixture is transferred to the measurement chamber by displacement of the piston.


Green light from the LEDs excites the PI-DNA intercalation and the red fluorescence light is registered by the CCD camera for correlation into direct cell count.




As simple as 1 - 2 - 3

- 1 Sample Preparation - 20 seconds**
Prepare a lysate solution by dispensing a representative milk sample to a sample vial and add equal volume of Reagent C. Mix for few seconds.


- 2 Sampling - 10 seconds**
Load the disposable sampling and measurement cassette with the lysate solution by immersing the tip of the cassette into the solution and press the piston.


- 3 Analysis - 30 seconds**
Place the cassette in the instrument and press the "Run" button. After less than 30 seconds the estimated somatic cell count is presented on the instrument display and printed on the external printer. Optionally data is transferred to an external PC using USB connection.



Application of the NucleoCounter SCC-100

The NucleoCounter SCC-100 is uniquely well suited for fast determination of Somatic Cell Count (SCC) in milk. Reliable SCC determination can be obtained in less than 60 seconds.

The inherent stability of the NucleoCounter SCC-100 System makes it well suited for the control of routine instruments used for SCC determinations. Results generated by NucleoCounter SCC-100 are operator independent and objective.

Any milk sample can instantly be turned into in-house reference material, thus including any local sample- or environmental factor affecting the results of the routine instrument in the control of routine instruments.